



**INOX DOAN**  
Comprehensive Stainless Steel Solutions



## INOX DOAN CO., LTD.

**Head Office**  
745 Ly Thuong Kiet Street, Bay Hien Ward,  
Ho Chi Minh City, Vietnam  
**Tel:** (028) 3864 0060  
**Email:** sale@inoxdoan.com.vn

**Binh Tan Branch / Main Warehouse / Works**  
537A Le Duc Anh Street, Quarter 27, Binh Hung Hoa Ward,  
Ho Chi Minh City, Vietnam  
**Tel:** (028) 3864 0060  
**Email:** sale@inoxdoan.com.vn

**Your Trusted Destination for Quality**

INTRODUCTION ..... 3

STAINLESS STEEL **HR/CR** ..... 4

STAINLESS STEEL **HR/CR SHEET & PLATE** ..... 5

STAINLESS STEEL **ROUND BAR, HEXAGON BAR, SQUARE BAR** ..... 6

STAINLESS STEEL **FLAT BAR** ..... 7

STAINLESS STEEL **WIRE / WIRE ROD** ..... 8

STAINLESS STEEL **WIRE MESH** ..... 9

STAINLESS STEEL **PIPES** ..... 10

STAINLESS STEEL **SQUARE & RECTANGULAR PIPES** ..... 11

STAINLESS STEEL **TUBES** ..... 12

STAINLESS STEEL **SQUARE & RECTANGULAR TUBES** .. 13

STAINLESS STEEL **FITTINGS** ..... 14

STAINLESS STEEL **SANITARY FITTINGS** ..... 15

STAINLESS STEEL **VALVES** ..... 16

STAINLESS STEEL APPLICATIONS ..... 17

CHEMICAL COMPOSITION OF STAINLESS STEEL ..... 18 & 19



Founded in the 1980s, Inox Doan Manufacturing - Trading Limited Company is officially established in 2003 and continued to determine its leading position in the stainless steel industrial field in Vietnam. We are proud of being the top in prestige on stainless steel importer and distributor – with high quality from Germany, Spain, Japan, India, Korea, Taiwan,... widely applied in machinery manufacturing industry, oil and gas, ship building, medical equipments, food processing and household appliances.

Our mainly available products currently includes: Stainless steel Coil, Sheet & Plate; Stainless steel bright bar (Round bar, Hexagon bar, Square bar, Flat bar, Angle bar); Stainless steel Wire & Wire Rod, Wire Mesh; Stainless steel Pipe; Stainless steel Tube; Stainless steel Fitting, Flange and Valve; Stainless steel Sanitary Fitting & Valve ... accompanying with handling services according to customer's need: Cutting, Shearing, Sawing, Welding, Bending, Sheet bending, Polishing, Grinding, Painting, Powder coating, Assembly, Drilling, Edge Bending, Tube bending ...

Our imported products supplying in the market have totally been certified being fit for the international standards such as: ASTM, AISI, SUS, JIS, ... and operated by the distribution system strictly complying with quality management standard ISO 9001: 2008. Besides, Inox Doan trade mark is proud of to be attested as one of the most reliable suppliers, prestigious brand name, the 3-year consecutive gaining the Gold Vietnam Enterprise title from the Vietnam Enterprise Institute.

The great support and belief from friendly customers over 30 years to us together with the incessant contribution of the enthusiastic staffs have lead us to the solid achievements in the stainless steel field as today. The customer's success and thriving is the main focus in the unshakeable development of Inox Doan.



## STAINLESS STEEL HR/CR COIL

**STANDARD:** ASTM A240/A480, JIS G4304/G4305, EN 10028-7/10088-2  
**GRADE:** 200 series & 300 series & 400 series  
**LENGTH:** According to customers' request  
**THICKNESS:** CR Coil: 0.3mm~8.0mm; HR Coil: 2.0mm~12.7mm  
**WIDTH:** 914mm~2000mm  
**SURFACE:** NO.1, 2B, NO.4, BA, Hair Line.  
**ORIGIN:** Japan, Europe, Malaysia, South Africa, India, South Korea, Taiwan  
**APPLICATION:** Petro-chemical industry, Tanks, Medical equipment, Food industry, Construction material, Kitchen utensils, BBQ grill, Building construction, Electric equipment, etc.



Finish	Thickness (mm)	Width (mm)						
		914	1000	1219	1250	1500	1524	2000
NO.1	2.0~12.7							
2B	0.3~6.0							
NO.4	0.4~3.0							
BA	0.3~3.0							
HL	0.4~3.0							



## STAINLESS STEEL HR/CR SHEET & PLATE

**STANDARD:** ASTM A240/A480, JIS G4304/G4305, EN 10028-7/10088-2  
**GRADE:** 200 series & 300 series & 400 series  
**LENGTH:** According to customers' request  
**THICKNESS:** CR Sheet: 0.3mm~6.0mm; HR Sheet: 2.0mm~60mm  
**WIDTH:** 914mm~2000mm  
**SURFACE:** NO.1, 2B, NO.4, BA, Hair Line.  
**ORIGIN:** Japan, Europe, Malaysia, South Africa, India, South Korea, Taiwan  
**APPLICATION:** Petro-chemical industry, Tanks, Medical equipment, Food industry, Construction material, Kitchen utensils, BBQ grill, Building construction, Electric equipment, etc.


Finish	Thickness (mm)	Width (mm)						
		914	1000	1219	1250	1500	1524	2000
NO.1	2.0~60.0							
2B	0.3~0.6							
BA	0.4~3.0							



## STAINLESS STEEL ROUND BAR, HEXAGON BAR, SQUARE BAR

**STANDARD:** ASTM A276, AISI, JIS G4303, DIN  
**GRADE:** 200 series & 300 series & 400 series  
**DIAMETER:** 3mm-500mm (0.08"~20")  
**TOLERANCE:** H8, H9, H10, H11, K12, K13, DIN 1103  
**SURFACE:** Bright Finish  
**ORIGIN:** Japan, Europe, India, South Korea, Taiwan  
**APPLICATION:** Ships building industry, Automobile industry, electric motor industry, railways, defence, shaft making, agriculture, health & sports, textile, decorative & furniture, hoses and fittings, bearings, hinges and gears, oil and petroleum sector, mining, etc.


Product	Size Range (mm)	Size Range (Inch)	Tolerances
<b>Cold Drawn Bars or Cold Drawn + Polished Bars</b>			
Round	3 ~ 50.8	0.08 ~ 2	H8, H9, H10, H11
Hexagon	5 ~ 101.6	0.196 ~ 4	H11
Square	5 ~ 101.6	0.196 ~ 4	H11
<b>Peeled and Polished</b>			
Round	16 ~ 500	5/8 ~ 20	H9, H11, K12
<b>Rolled Bar (Rough Peeled)</b>			
Round	100 ~ 200	4 ~ 8	DIN 1013



## STAINLESS STEEL FLAT BAR

**STANDARD:** ASTM A276/A484M  
**GRADE:** 200 series & 300 series & 400 series  
**WIDTH:** 10~150mm  
**THICKNESS:** 1.0~50mm  
**TOLERANCE:** ASTM A276/A484M  
**SURFACE:** No.1, No.4, 2B, HL  
**ORIGIN:** Japan, Europe, India, South Korea, Taiwan  
**APPLICATION:** Industrial tools, mechanical parts, structure and escalator for construction, etc

Width (mm)	Thickness (mm)								
	2 ~ 6	8 ~ 10	12	15	20	25	30	40	50
15									
20									
25									
30									
32									
35									
38									
40									
50									
60									
65									
70									
75									
80									
100									



## STAINLESS STEEL WIRE



**STANDARD:** ASTM A580, JIS G4309  
**GRADE:** 200 series & 300 series & 400 series  
**DIAMETER:** 0.018mm-15mm  
**HARDNESS:** soft, 1/4, 1/2, 3/4, full hard  
**SURFACE:** bright, matt finish  
**ORIGIN:** Japan, Europe, India, South Korea, Taiwan  
**APPLICATION:** wire-drawing, weaving of wire mesh, soft pipe, beam of cabinet, steel wire rope, filter material and equipment, spring, bicycle fittings, kitchen and sanitation tools, goods shelf, pet cages, gill racks, decorative handles and baskets, food and medical machinery accesses, etc.  
**TYPES:** Spring Wire, Cold heading Wire, Tiny Wire, Welding Wire


## STAINLESS STEEL ANGLE BAR

**STANDARD:** ASTM A276/A479, ASME SA479  
**GRADE:** 200 series & 300 series & 400 series  
**O.D.:** 15~100x100mm  
**W.T.:** 1.5~25.0mm  
**SURFACE:** No.1, No.4, 2B, HL  
**ORIGIN:** Japan, Europe, India, South Korea, Taiwan  
**APPLICATION:** Construction steel, machinery and equipment building, etc.

Outside (mm)	Thickness (mm)									
	1.5	2	2.5	3	4	5	6	7	8-9	10
20x20										
25x25										
30x30										
40x40										
50x50										
65x65										
75x75										
100x100										



## STAINLESS STEEL WIRE MESH



**STANDARD:** ASTM E 2016-11, ANSI -01-1992  
**GRADE:** 304, 304L, , 316, 316L  
**WIRE DIAMETER:** 0.022mm ~ 3.5mm  
**SURFACE:** bright and shining  
**ORIGIN:** Japan, Europe, India, South Korea, Taiwan  
**APPLICATION:**  
 304: Sorting and screening of abrasives, liquids, powders and other solids  
 316: Processing of oils and foods, chemicals, and pharmaceuticals  
**TYPES:** Wire cloth, Plain weave, Twilled weave, Dutch weave, etc.

Specification list of Stainless Steel Wire Mesh / Woven Wire Cloth			
Meshes/ Inch	Diameter of Wire (mm)	Width of Opening (mm)	Open Area, %
1	3.50	21.97	74.8
1	3.00	22.35	77.4
1	2.50	22.73	80.1
1	2.00	23.36	84.6
2 x 2	3.00	9.65	57.8
2 x 2	2.50	10.03	62.4
2 x 2	2.00	10.66	70.6
2 x 2	1.60	11.10	76.4
2 x 2	1.20	11.50	82.1
3 x 3	2.00	6.42	57.6
3 x 3	1.60	6.85	65.6
3 x 3	1.20	7.26	73.6
4 x 4	2.00	4.31	46.2
4 x 4	1.60	4.75	56.0
4 x 4	1.20	5.15	65.9
5 x 5	1.20	3.88	58.5
5 x 5	1.00	4.01	63.2
6 x 6	1.60	2.64	38.9
6 x 6	1.20	3.04	51.8
6 x 6	0.90	3.35	62.7
8 x 8	1.60	1.57	24.6
8 x 8	1.20	1.98	38.9
8 x 8	0.90	2.28	51.8
8 x 8	0.80	2.36	55.4
8 x 8	0.70	2.46	60.2
10 x 10	1.20	1.34	28.1
10 x 10	0.90	1.65	42.3
10 x 10	0.80	1.27	46.2
10 x 10	0.63	1.90	56.3



Specification list of Stainless Steel Wire Mesh / Woven Wire Cloth			
Meshes/ Inch	Diameter of Wire (mm)	Width of Opening (mm)	Open Area, %
12 x 12	1.00	1.06	25.4
12 x 12	0.90	1.22	33.2
12 x 12	0.80	1.29	37.5
12 x 12	0.70	1.39	43.6
12 x 12	0.58	1.52	51.8
14 x 14	0.80	1.52	29.8
14 x 14	0.63	0.99	41.5
14 x 14	0.58	1.22	45.2
14 x 14	0.50	1.30	51.0
16 x 16	0.70	0.89	30.5
16 x 16	0.58	1.01	39.9
16 x 16	0.45	1.14	50.7
18 x 18	0.50	0.91	41.1
18 x 18	0.45	0.96	48.3
20 x 20	0.58	0.68	29.2
20 x 20	0.50	0.76	36.0
20 x 20	0.45	0.81	41.0
20 x 20	0.40	0.86	46.2
24 x 24	0.35	0.71	44.2
28 x 28	0.25	0.66	51.8
30 x 30	0.33	0.50	37.1
30 x 30	0.30	0.53	40.8
35 x 35	0.30	0.43	33.8
35 x 35	0.25	0.48	42.4
40 x 40	0.35	0.28	19.3
40 x 40	0.30	0.33	27.4
40 x 40	0.25	0.38	36.0
40 x 40	0.24	0.40	38.4
50 x 50	0.23	0.28	30.3



**STANDARD:** ASTM A312/A358/A778, JIS G3459  
**GRADE:** 200 series & 300 series & 400 series  
**O.D.:** 1/4"~26" (13.72~660.40mm)  
**W.T.:** SCH-5S, SCH-10S, SCH-20S, SCH-40S  
**SURFACE:** NO.1, 2B  
**ORIGIN:** Japan, Europe, India, South Korea, Taiwan, Malaysia, Việt Nam  
**APPLICATION:** Chemical & Petrochemical use, etc.

Nominal Diameter		Outside Diameter		Nominal Wall Thickness (mm)							
				SCH 5S		SCH10S		SCH20S		SCH40S	
DN	NPS (inch)	ASTM (mm)	JIS (mm)	ASTM (mm)	JIS (mm)	ASTM (mm)	JIS (mm)	ASTM (mm)	JIS (mm)	ASTM (mm)	JIS (mm)
8	1/4	13.72	13.80	-	1.20	1.65	1.65	-	2.00	2.24	2.20
10	3/8	17.15	17.30	-	1.20	1.65	1.65	-	2.00	2.31	2.30
15	1/2	21.34	21.70	1.65	1.65	2.11	2.10	-	2.50	2.77	2.80
20	3/4	26.67	27.20	1.65	1.65	2.11	2.10	-	2.50	2.87	2.90
25	1	33.40	34.00	1.65	1.65	2.77	2.80	-	3.00	3.38	3.40
32	1 1/4	42.16	42.70	1.65	1.65	2.77	2.80	-	3.00	3.56	3.60
40	1 1/2	48.26	48.60	1.65	1.65	2.77	2.80	-	3.00	3.68	3.70
50	2	60.33	60.50	1.65	1.65	2.77	2.80	-	3.50	3.91	3.90
65	2 1/2	73.03	76.30	2.11	2.10	3.05	3.00	-	3.50	5.16	5.20
80	3	88.90	89.10	2.11	2.10	3.05	3.00	-	4.00	5.49	5.50
90	3 1/2	101.60	101.60	2.11	2.10	3.05	3.00	-	4.00	5.74	5.70
100	4	114.30	114.30	2.11	2.10	3.05	3.00	-	4.00	6.02	6.00
125	5	141.30	139.80	2.77	2.80	3.40	3.40	-	5.00	6.55	6.60
150	6	168.28	165.20	2.77	2.80	3.40	3.40	-	5.00	7.11	7.10
200	8	219.08	216.30	2.77	2.80	3.76	4.00	-	6.50	8.18	8.20
250	10	273.05	267.40	3.40	3.40	4.19	4.00	-	6.50	9.27	9.30
300	12	323.85	318.50	3.96	4.00	4.57	4.50	-	6.50	9.53	10.30
350	14	355.60	355.60	3.96	-	4.78	-	-	-	9.53	11.10
400	16	406.40	406.40	4.19	-	4.78	-	-	-	9.53	12.70
450	18	457.20	457.20	4.19	-	4.78	-	-	-	9.53	14.30
500	20	508.00	508.00	4.78	-	5.54	-	-	-	9.53	15.10
550	22	558.80	558.80	4.78	-	5.54	-	-	-	-	15.90
600	24	609.60	609.60	5.54	-	6.35	-	-	-	9.53	17.50
650	26	660.40	660.40	-	-	-	-	-	-	-	18.90

**STANDARD:** ASTM A312/A269, DIN 17457/17455  
**GRADE:** 200 series & 300 series & 400 series  
**O.D.:** Square pipe: 30x30mm~200x200mm. Rectangular pipe: 25x50~150x250mm.  
**W.T.:** 2.0~20.0mm  
**SURFACE:** NO.1, 2B  
**ORIGIN:** Japan, Europe, India, South Korea, Taiwan, Malaysia, Việt Nam  
**APPLICATION:** Ship Builders, Automotive Industry, Power Generation, Food Industry, Paper Industry, Pharmaceutical Industry, Chemical Industry, Oil and Gas Industry, etc.



SQUARE PIPE

Outside Diameter (mm)	Thickness (mm)					
	3.0	4.0	5.0	6.0	8.0	10.0
30x30						
40x40						
50x50						
60x60						
80x80						
100x100						
120x120						
150x150						
200x200						

RECTANGULAR PIPE

Outside Diameter (mm)	Thickness (mm)					
	3.0	4.0	5.0	6.0	8.0	10.0
25x50						
30x60						
40x80						
50x100						
50x150						
60x120						
80x120						
80x150						
100x150						
100x200						
100x300						
150x200						
150x250						

## STAINLESS STEEL TUBES



**STANDARD:** ASTM A554, JIS G3446  
**GRADE:** 200 series & 300 series & 400 series  
**O.D.:** 3/8"~4 1/2" (9.5~114.3mm)  
**W.T.:** 0.3~2.0mm  
**SURFACE:** 2B, BA  
**ORIGIN:** Japan, Europe, India, South Korea, Taiwan, Malaysia, Việt Nam  
**APPLICATION:** Ornamental tubing

Outside Diameter		Nominal Wall Thickness (mm)									
inch	mm	0.3	0.4	0.5	0.6	0.8	1	1.2	1.5	1.65	2
3/8	9.5										
1/2	12.7										
5/8	15.9										
3/4	19.05										
7/8	22.2										
1	25.4										
1 1/14	27.2										
1 1/4	31.8										
1 1/2	38.1										
-	42.4										
2	50.8										
-	60.3										
2 1/2	63.5										
3	76.2										
3 1/2	88.9										
4	101.6										
4 1/2	114.3										


## STAINLESS STEEL SANITARY TUBES ASTM A269/A270



**STANDARD:** ASTM A269/A270, JIS G3447/G3463  
**GRADE:** 300 series  
**O.D.:** ASTM A270: 1/2"~4" (12.7~101.6mm),  
 ASTM A269: 6"~12" (152.4~304.8mm)  
**W.T.:** 1.20~2.11mm  
**SURFACE:** 2B, BA  
**ORIGIN:** Japan, Europe, India, South Korea, Taiwan, Malaysia, Việt Nam  
**APPLICATION:** Dairy, Food, Beverage, and Other Sanitary Processes

Outside Diameter		Nominal Wall Thickness					
inch	mm	(inch)	0.049	0.065	0.083	0.109	0.134
		(mm)	1.25	1.65	2.11	2.77	3.40
1/2	12.7						
3/4	19.1						
1	25.4						
1 1/2	38.1						
2	50.8						
2 1/2	63.5						
3	76.2						
4	101.6						
6	152.4						
8	203.2						
10	254.0						
12	304.8						
14	355.6						

## STAINLESS STEEL SQUARE & RECTANGULAR TUBES



**STANDARD:** ASTM A554  
**GRADE:** 200 series & 300 series & 400 series  
**O.D.:** Square Tubes: 10x10~100x100mm.  
 Rectangular Tubes: 10x20~50x100mm.  
**W.T.:** 0.3~2.11mm  
**SURFACE:** 2B, BA, HL  
**ORIGIN:** Japan, Europe, India, South Korea, Taiwan, Malaysia, Việt Nam  
**APPLICATION:** Ornamental tubing

### SQUARE TUBES

Outside Diameter		Thickness (mm)									
inch	mm	0.3	0.4	0.5	0.6	0.8	1	1.2 1.25	1.5	1.6 1.65	2 2.11
-	10.0x10.0										
1/2x1/2	12.7x12.7										
-	15.0x15.0										
3/4x3/4	19.05x19.05										
-	20.0x20.0										
7/8x7/8	22.2x22.2										
1x1	25.4x25.4										
-	30.0x30.0										
1 1/4x1 1/4	31.75x31.75										
1 1/2x1 1/2	38.1x38.1										
-	40.0x40.0										
2x2	50.8x50.8										
-	60.0x60.0										
-	80.0x80.0										
-	100.0x100.0										

### RECTANGULAR TUBES

Outside Diameter		Thickness (mm)									
inch	mm	0.3	0.4	0.5	0.6	0.8	1	1.2 1.25	1.5	1.6 1.65	2 2.11
-	10x20										
-	12x25										
-	10x(30/40/50)										
-	15x30/20x30										
3/4x1 1/2	19.05x38.1										
-	20x40										
1x2	25.4x50.8/ 25x50										
-	30x60										
1x3	25.4x76.2/25x75										
-	40x60										
-	40x80/45x75										
-	45x95/50x100										

Stainless Steel Fittings and Stainless Steel Pipe Fittings are used in water supply pipelines, industrial food processing pipe industry, chemical industry, petroleum industry and in various other fluid transfer piping systems.



### Butt Weld Pipe Fittings

**STANDARD:** ASTM A403M (Austenitic grades), ASTM A815M (Duplex grades), ASME B16.9.  
**GRADE:** 304/304L, 316/316L, DIN 1.4301, DIN 1.4306, DIN 1.4401, DIN 1.4404, DIN 1.0405  
**DIMENSION:** ANSI B16.9, ANSI B16.28, JIS B2312, JIS B2313  
**SIZE:** Seamless Fittings: 1/2"~30", Welded Fittings: 1/2"~80".  
**THICKNESS:** SCH 5S, 10S, 20S, 40S, 80S, XS, XXS, STD.  
**FORM:** Elbows 45° & 90° (long radius and short radius), Return bends 180° (long radius and short radius), Reducers (concentric and eccentric), Tees (equal and reducing), Caps, Stub ends - short length.



### Socket Weld Fittings

**STANDARD:** ASTM A182, ASME B16.11.  
**GRADE:** 304/304L, 316/316L, DIN 1.4301, DIN 1.4306, DIN 1.4401, DIN 1.4404, DIN 1.0405  
**DIMENSION:** ASME B16.11  
**SIZE:** 1/2"~4"  
**THICKNESS:** SCH 80, SCH 160, XS, XXS.  
**FORM:** Elbows 45° & 90°, Tees, Crosses, Couplings, Half-Couplings, End or P



### Threaded Fittings

**STANDARD:** ASTM A182, ASME B16.11.  
**GRADE:** 304/304L, 316/316L  
**DIMENSION:** ASME B1.20.1  
**SIZE:** 1/2"~4"  
**THICKNESS:** SCH 80, SCH 160, XS, XXS.  
**FORM:** Elbows 45° & 90°, Tees, Crosses, Couplings, Half-Couplings, Caps

### Flanges

**STANDARD:** ASTM A182  
**GRADE:** Austenitic grades: 304/304L, 316/316L.  
 Duplex grades: SAF 2205 / UNS S31803 / EN 1.4462.  
 Super-duplex grades: SAF 2507 / NS S32750 / EN 1.4410  
**DIMENSION:** ASME B16.5  
**SIZE:** 1/2"~60" (DN15~DN1500)  
**PRESSURE:** Class 150, Class 300, Class 400, Class 600, Class 900, Class 1500, Class 2500  
**TYPE:** Weld Neck, Threaded, Slip-On, Socket Weld, Lap Joint, Blind, Orifice Flange, Orifice Plate and Restriction Orifice Plate, Spectacle Blind, Spacer, Blanks  
**FACE TYPE:** Flat Face (FF), Raise Face (RF), Ring Type Joint (RTJ)



Sanitary process piping and fittings are used almost exclusively in the food, dairy, beverage, brewing, cosmetic, biotechnology, pharmaceutical, and personal care industries.



### Sanitary Clamp Fittings

**GRADE:** 304, 316  
**SIZE:** O.D.: 1"~4"  
**FINISHED:** NO.7 ID and OD  
**TYPE:** Ferrules, Caps, Elbows, Tees, Crosses & Wyes, Reducers, Adapters



### Sanitary Butt-Weld Fittings

**STANDARD:** ASTM A182, ASTM A403, ASTM A815  
**GRADE:** 304, 316  
**SIZE:** O.D.: 1"~4"  
**FINISHED:** NO.7 ID and OD  
**TYPE:** 90° Tube Bend, 45° Tube Bend, 90° Sweep ELL, 90° ELL, 45° Sweep ELL, 45° ELL, 90° Inspection Elbow, Tees & Reducing Tees, Cross, Concentric Reducers, Eccentric Reducers, Caps.



### Sanitary Bevel Seat Fittings

**GRADE:** 304, 316  
**SIZE:** O.D.: 1"~4"  
**FINISHED:** NO.7 ID and OD  
**TYPE:** Ferrules, Caps, Elbows, Tee, Crosses & Wyes, Reducers, Adapters.







**Valves**

GRADE: 304/304L, 316/316L  
 SIZE: 1/4"~4"  
 TYPE: Ball Valves, Cast Steel Globe Valves, Cast steel Gate Valves, Cast Steel Check Valves, Flush Bottom Valves, Butterfly Valves, Steam Traps, Pilot Operated Pressure, Reducing Valves, Safety Valves, Butterfly Valves, Saunders – Diaphragm Valves, Strainers, Disc Check Valves, etc.



**Sanitary Ball Valves**

GRADE: 316L  
 SIZE: 1/2"~4"  
 TYPE: 3-piece Encapsulated Sanitary Ball Valves  
 3-way and 4-way Multiport Sanitary Ball Valves  
 3-piece Non-Encapsulated Sanitary Ball Valves  
 2-way Sanitary Encapsulated Seat Ball Valves  
 High Purity Ball Valves



**Sanitary Butterfly Valves**

GRADE: 304, 316L  
 SIZE: 1"~4"  
 TYPE: Wafer-style Butterfly Valves,  
 Lug-style Butterfly Valves



**Sanitary Check Valves**

GRADE: 304, 316L  
 SIZE: 1"~4"  
 TYPE: Sanitary Spring Disc Check Valves  
 Sanitary Y-Ball Check Valves  
 Sanitary Spring Disc Horizontal Check Valves  
 Sanitary Air Blow Check Valves



**Sanitary Diaphragm Valves**

GRADE: 304, 316L  
 SIZE: O.D.: 1/4" to 4"  
 TYPE: Weir Diaphragm Valves  
 Straightway Diaphragm Valves



**Sanitary Sample Valves**

GRADE: 316/316L  
 SIZE: 1/8", 1/4", 3/8", 1/2", 1", 1 1/2"  
 TYPE: Line sampling and injection Valves  
 Wafer sampling Valves  
 Screw in sampling valves  
 Submersed sampling Valves



## CHEMICAL COMPOSITION OF STAINLESS STEEL

Grade (AISI)	Chemical Composition (%)										OTHER
	C	Si	Mn	P	S	Ni	Cr	Mo	Cu	N	
<b>Austenitic group</b>											
201	Max.0.15	Max.1.00	5.50~7.50	Max.0.060	Max.0.030	3.50~5.50	16.00~18.00	-	-	Max.0.25	-
202	Max.0.15	Max.1.00	7.50~10.00	Max.0.060	Max.0.030	4.00~6.00	17.00~19.00	-	-	Max.0.25	-
301	Max.0.15	Max.1.00	Max.2.00	Max.0.045	Max.0.030	6.00~8.00	16.00~18.00	-	-	-	-
302	Max.0.15	Max.1.00	Max.2.00	Max.0.045	Max.0.030	8.00~10.00	17.00~19.00	-	-	-	-
303	Max.0.15	Max.1.00	Max.2.00	Max.0.200	Min.0.15	8.00~10.00	17.00~19.00	-2	-	-	-
303Se	Max.0.15	Max.1.00	Max.2.00	Max.0.200	Max.0.060	8.00~10.00	17.00~19.00	-	-	-	Se Min.0.15
-	Max.0.15	Max.1.00	Max.3.00	Max.0.200	Min.0.15	8.00~10.00	17.00~19.00	-2	1.50~3.50	-	-
304	Max.0.08	Max.1.00	Max.2.00	Max.0.045	Max.0.030	8.00~10.50	18.00~20.00	-	-	-	-
304L	Max.0.03	Max.1.00	Max.2.00	Max.0.045	Max.0.030	9.00~13.00	18.00~20.00	-	-	-	-
304N	Max.0.08	Max.1.00	Max.2.50	Max.0.045	Max.0.030	7.00~10.50	18.00~20.00	-	-	0.10~0.25	-
-	Max.0.08	Max.1.00	Max.2.50	Max.0.045	Max.0.030	7.50~10.50	18.00~20.00	-	-	0.15~0.30	Nb Max.0.15
304LN	Max.0.03	Max.1.00	Max.2.00	Max.0.045	Max.0.030	8.50~11.50	17.00~19.00	-	-	0.12~0.22	-
-	Max.0.08	Max.1.00	Max.2.00	Max.0.045	Max.0.030	8.00~10.50	17.00~19.00	-	1.00~3.00	-	-
305	Max.0.12	Max.1.00	Max.2.00	Max.0.045	Max.0.030	10.50~13.00	17.00~19.00	-	-	-	-
309S	Max.0.08	Max.1.00	Max.2.00	Max.0.045	Max.0.030	12.00~15.00	22.00~24.00	-	-	-	-
310S	Max.0.08	Max.1.50	Max.2.00	Max.0.045	Max.0.030	19.00~22.00	24.00~26.00	-	-	-	-
316	Max.0.08	Max.1.00	Max.2.00	Max.0.045	Max.0.030	10.00~14.00	16.00~18.00	2.00~3.00	-	-	-
316L	Max.0.03	Max.1.00	Max.2.00	Max.0.045	Max.0.030	12.00~15.00	16.00~18.00	2.00~3.00	-	-	-
316N	Max.0.08	Max.1.00	Max.2.00	Max.0.045	Max.0.030	10.00~14.00	16.00~18.00	2.00~3.00	-	0.10~0.22	-
316LN	Max.0.03	Max.1.00	Max.2.00	Max.0.045	Max.0.030	10.50~14.50	16.50~18.50	2.00~3.00	-	0.12~0.22	-
-	Max.0.08	Max.1.00	Max.2.00	Max.0.045	Max.0.030	10.00~14.00	16.00~18.00	2.00~3.00	-	-	Ti Min.5xC%
-	Max.0.08	Max.1.00	Max.2.00	Max.0.045	Max.0.030	10.00~14.00	17.00~19.00	1.20~2.75	1.00~2.50	-	-
-	Max.0.03	Max.1.00	Max.2.00	Max.0.045	Max.0.030	12.00~16.00	17.00~19.00	1.20~2.75	1.00~2.50	-	-
-	Max.0.08	Max.1.00	Max.2.00	Max.0.045	Min.0.10	10.00~14.00	16.00~18.00	2.00~3.00	-	-	-
317	Max.0.08	Max.1.00	Max.2.00	Max.0.045	Max.0.030	11.00~15.00	18.00~20.00	3.00~4.00	-	-	-
317L	Max.0.03	Max.1.00	Max.2.00	Max.0.045	Max.0.030	11.00~15.00	18.00~20.00	3.00~4.00	-	-	-
-	Max.0.03	Max.1.00	Max.2.00	Max.0.045	Max.0.030	11.00~15.00	18.00~20.00	3.00~4.00	-	0.10~0.22	-
-	Max.0.04	Max.1.00	Max.2.50	Max.0.045	Max.0.030	15.00~17.00	16.00~19.00	4.00~6.00	-	-	-
-	Max.0.03	Max.1.00	Max.2.00	Max.0.045	Max.0.030	24.00~26.00	19.00~24.00	5.00~7.00	-	Max.0.25	-
-	Max.0.02	Max.1.00	Max.2.00	Max.0.045	Max.0.030	23.00~28.00	19.00~23.00	4.00~5.00	1.00~2.00	-	-
321	Max.0.08	Max.1.00	Max.2.00	Max.0.045	Max.0.030	9.00~13.00	17.00~19.00	-	-	-	Ti Min.5xC%
347	Max.0.08	Max.1.00	Max.2.00	Max.0.045	Max.0.030	9.00~13.00	17.00~19.00	-	-	-	Nb Min.10xC%
304Cu	Max.0.08	Max.1.00	Max.2.00	Max.0.045	Max.0.030	8.50~10.50	17.00~19.00	-	3.00~4.00	-	-
-	Max.0.08	3.00~5.00	Max.2.00	Max.0.045	Max.0.030	11.50~15.00	15.00~20.00	-	-	-	-

## CHEMICAL COMPOSITION OF STAINLESS STEEL

Grade (AISI)	Chemical Composition (%)										OTHER
	C	Si	Mn	P	S	Ni	Cr	Mo	Cu	N	
<b>Ferritic group</b>											
405	Max.0.08	Max.1.00	Max.1.00	Max.0.040	Max.0.030	-	11.50~14.50	-	-	-	Al 0.10~0.30
-	Max.0.03	Max.1.00	Max.1.00	Max.0.040	Max.0.030	-	11.00~13.50	-	-	-	-
430	Max.0.12	Max.0.75	Max.1.00	Max.0.040	Max.0.030	-	16.00~18.00	-	-	-	-
430F	Max.0.12	Max.1.00	Max.1.25	Max.0.060	Min.0.15	-	16.00~18.00	-2	-	-	-
434	Max.0.12	Max.1.00	Max.1.00	Max.0.040	Max.0.030	-	16.00~18.00	0.75~1.25	-	-	-
-	Max.0.01	Max.0.40	Max.0.40	Max.0.030	Max.0.020	-	28.50~32.00	1.50~2.50	-	Max.0.015	-
-	Max.0.01	Max.0.40	Max.0.40	Max.0.030	Max.0.020	-	25.00~27.50	0.75~1.50	-	Max.0.015	-
<b>Duplex group</b>											
329	Max.0.08	Max.1.00	Max.1.50	Max.0.040	Max.0.030	3.00~6.00	23.00~28.00	1.00~3.00	-	-	-
S31803	Max.0.03	Max.1.00	Max.2.00	Max.0.040	Max.0.030	4.50~6.50	21.00~24.00	2.50~3.50	-	0.08~0.20	-
S31260	Max.0.03	Max.1.00	Max.1.50	Max.0.040	Max.0.030	5.50~7.50	24.00~26.00	2.50~3.50	-	0.08~0.30	-
<b>Martensitic group</b>											
403	Max.0.15	Max.0.50	Max.1.00	Max.0.040	Max.0.030	-	11.50~13.00	-	-	-	-
410	Max.0.15	Max.1.00	Max.1.00	Max.0.040	Max.0.030	-	11.50~13.50	-	-	-	-
-	0.08~0.18	Max.0.60	Max.1.00	Max.0.040	Max.0.030	-	11.50~14.00	0.30~0.60	-	-	-
-	Max.0.15	Max.1.00	Max.1.00	Max.0.040	Max.0.030	-	11.50~13.50	-	-	-	Pb 0.05~0.30
416	Max.0.15	Max.1.00	Max.1.25	Max.0.060	Min.0.15	-	12.00~14.00	-2	-	-	-
420	0.16~0.25	Max.1.00	Max.1.00	Max.0.040	Max.0.030	-	12.00~14.00	-	-	-	-
420	0.26~0.40	Max.1.00	Max.1.00	Max.0.040	Max.0.030	-	12.00~14.00	-	-	-	-
420F	0.26~0.40	Max.1.00	Max.1.25	Max.0.060	Min.0.15	-	12.00~14.00	-2	-	-	-
-	0.26~0.40	Max.1.00	Max.1.00	Max.0.040	Max.0.030	-	12.00~14.00	-	-	-	Pb 0.05~0.30
431	Max.0.20	Max.1.00	Max.1.00	Max.0.040	Max.0.030	1.25~2.50	15.00~17.00	-	-	-	-
440A	0.60~0.75	Max.1.00	Max.1.00	Max.0.040	Max.0.030	-	16.00~18.00	-3	-	-	-
440B	0.75~0.95	Max.1.00	Max.1.00	Max.0.040	Max.0.030	-	16.00~18.00	-3	-	-	-
440C	0.95~1.20	Max.1.00	Max.1.00	Max.0.040	Max.0.030	-	16.00~18.00	-3	-	-	-
S44020	0.95~1.20	Max.1.00	Max.1.25	Max.0.060	Min.0.15	-	16.00~18.00	-3	-	-	-
<b>Precipitation Hardening group</b>											
S17400	Max.0.07	Max.1.00	Max.1.00	Max.0.040	Max.0.030	3.00~5.00	15.00~17.50	-	3.00~5.00	-	Nb 0.15~0.45
S17700	Max.0.09	Max.1.00	Max.1.00	Max.0.040	Max.0.030	6.50~7.75	16.00~18.00	-	-	-	Al 0.75~1.50